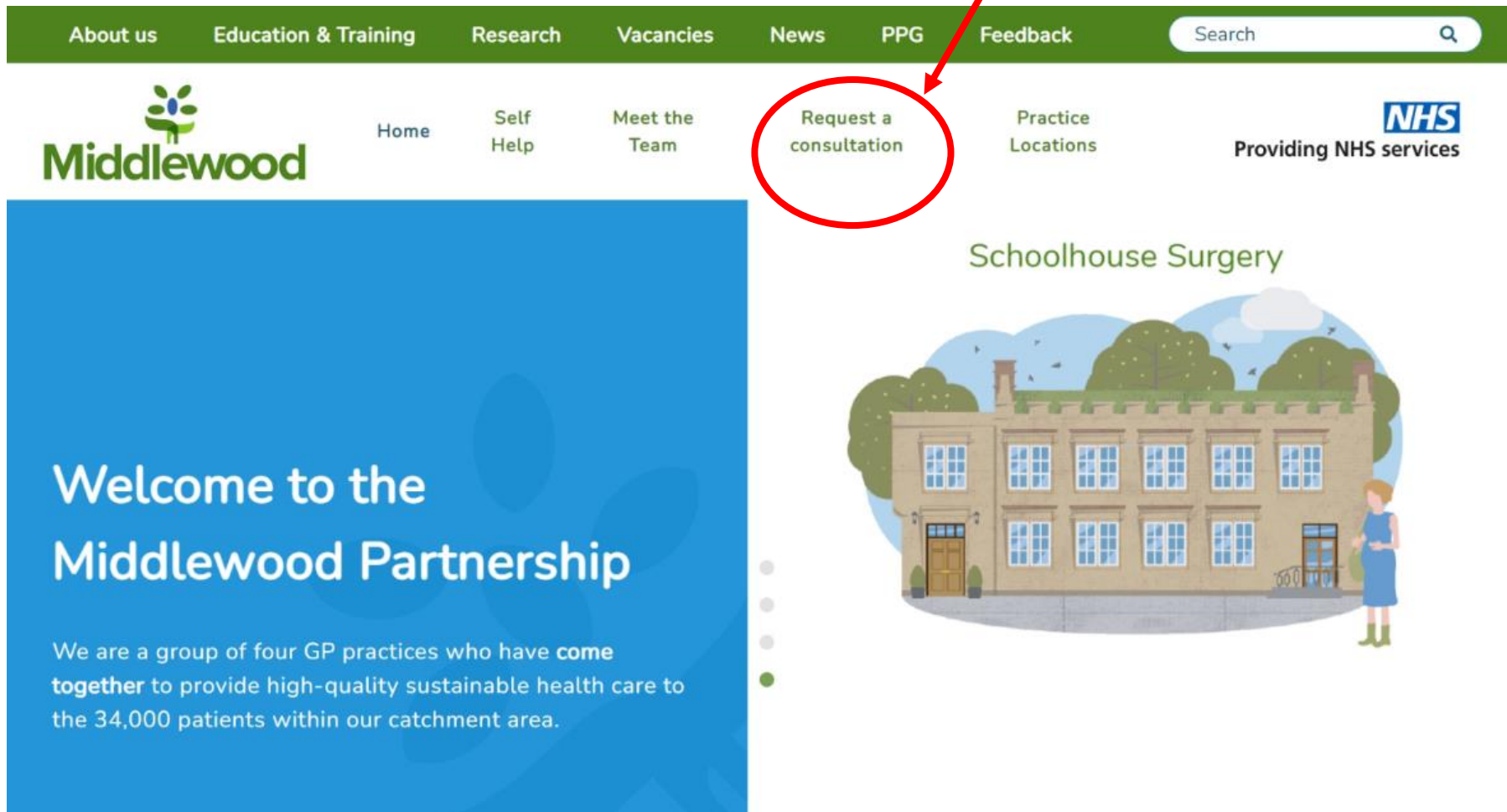


How to register for a PATCHS account

This section explains how you can register for PATCHS as a patient.

1. Follow the PATCHS link from the Middlewood website – you can find it on the home page, under the **Request a consultation** tab – see red circle below.

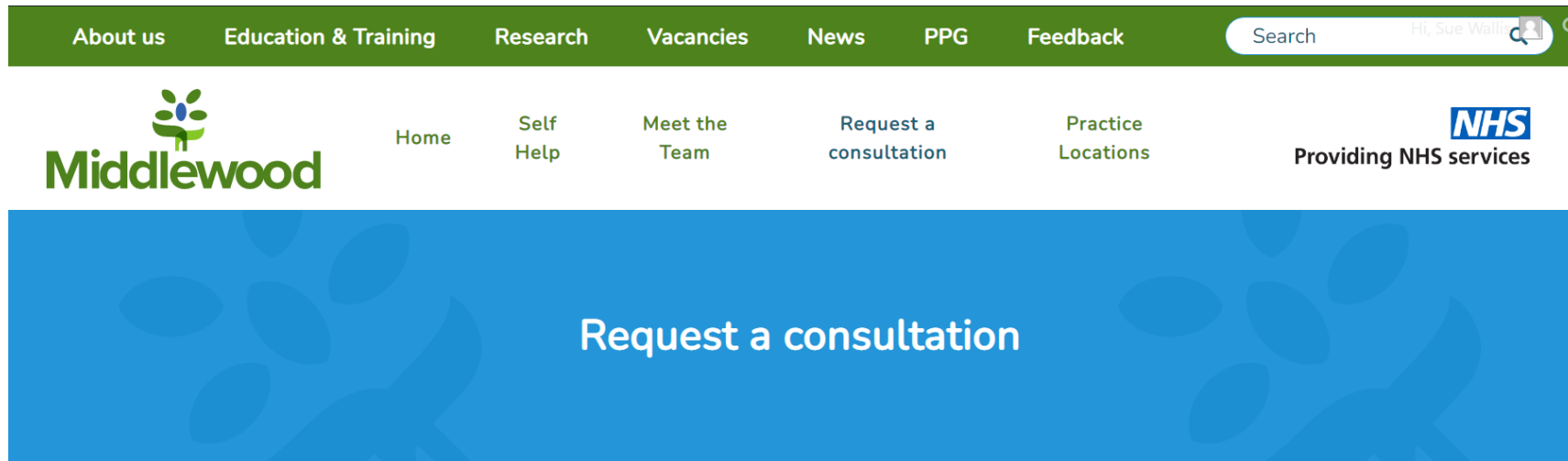
Click here to see the drop down menu – then click on Access PATCHS



2. Then click on the **Request a consultation via PATCHS** on the drop down menu

The screenshot shows the website header with a green navigation bar containing links: About us, Education & Training, Research, Vacancies, News, PPG, and Feedback. A search bar on the right contains the text 'Hi, Sue Wallis' and a search icon. Below the navigation bar is the Middlewood logo and a secondary navigation menu with links: Home, Self Help, Meet the Team, Request a consultation, and Practice Locations. The 'Request a consultation' link is highlighted with a red circle, and a dropdown menu is open below it, showing two options: 'Request a consultation via PATCHS' and 'About PATCHS'. To the right of the dropdown menu is the NHS logo and the text 'Providing NHS services'. The main content area features a blue banner with the text 'Welcome to the Middlewood Partnership' and a sub-header 'We are a group of four GP practices who have come'. Below the banner is an illustration of a man and a child walking past a brick building with a tree in front of it.

3. Then click on the green **Access PATCHS** button



patches **Click Below to Contact Your GP Online**
Answer a few simple questions and PATCHS will get you help quickly.
Health advice, appointment booking, fit notes, medication and more...



Online booking and consultations.

You can use PATCHS to arrange both a traditional face to face or telephone appointment, and to consult with us online. You

4. Then click on the **Contact my GP practice** button

Middlewood Partnership

🔔 Middlewood Partnership is currently closed.



Contact my GP practice



My messages



Change my details



Help Centre



Find self-help advice from the NHS

Type to search...



Find a pharmacy near me



Find a walk-in centre near me



Find urgent care services near me



Contact 111

[Transfer an existing PATCHS account to Middlewood Partnership](#)

Need help using PATCHS? Visit the [help centre](#) for instructions and frequently asked questions. Please don't contact your GP practice for help using PATCHS.



5. You can use your NHS Login to register with PATCHS or you can register by completing a simple form with your details within PATCHS.

These instructions show you how to register for PATCHS by entering your details.

So, press the **Continue with PATCHS** button.


patchs

Home Patients GP Practices Research & Development Login

Middlewood Partnership

Welcome to the Middlewood Partnership. Our opening times are 08:00 – 18:30 Mon–Fri. We are closed on Bank Holidays. Please use the link below to submit your query. For medication requests, please use the NHS app / Patient access or submit or in writing to the surgery. Thanks.

[Continue with PATCHS](#)

 [Continue with NHS login](#)

Please note, to access PATCHS via NHS login you will need to consent to sharing information from your NHS login account with PATCHS, including NHS number, name, date of birth, contact details, and GP practice details. This is to help verify your identity for your GP practice and fill in your details should you create a new PATCHS account.

Copyright Spectra Analytics 2022
[Privacy](#)

6. Click on the blue buttons on the right hand side of the screen to either **Create an account as a patient** or to **Create and account as a carer only**. These instructions are about creating an account as a patient.

patches

Home Patients GP Practices Research & Development Login

Middlewood Partnership

Welcome to the Middlewood Partnership. Our opening times are 08:00 - 18:30 Mon-Fri. We are closed on Bank Holidays. Please use the link below to submit your query. For medication requests, please use the NHS app / Patient access or submit or in writing to the surgery. Thanks.

Log in to Middlewood Partnership

Email Address

Password

[Log in](#) [I've forgotten my password](#)

If you don't have a PATCHS account with this practice

PATCHS is only available to registered patients. If you are not yet registered at Middlewood Partnership, please contact them first before using PATCHS.

[Create an account as a patient](#)

[Create an account as a carer only](#)

[Request another verification link email](#)

Copyright Spectra Analytics 2022
[Privacy](#)

7.To register, you need to click on the **Patient End User License Agreement** link and read the information. Then click on the small boxes at the bottom of the page to confirm you:

- i. **have read, understood and agree to the terms and conditions** (1st tick box)
- ii. **are aged 16 years or over** (2nd tick box)

Then click the blue **Continue** button.

patches Home Patients GP Practices Research & Development Login

Middlewood Partnership

Create an account to contact your GP online

PATCHS is a new service provided by your GP Practice. PATCHS is developing 'artificial intelligence' to support the practice to provide the care you need safely and quickly.

[More about PATCHS](#)

To use this service, you will need to consent to your personal data being used for contact purposes.

We may share **anonymised** data from yourself and those you care for with The University of Manchester for research purposes, and with other GPs for monitoring purposes, to make sure PATCHS is safe and delivering its intended benefits. **'Anonymised' means you cannot be identified.** At any time, you can stop sharing your anonymised data with The University of Manchester for research purposes on the 'Data Privacy' page accessible via the top menu after creating an account and logging in. This will not affect your ability to continue to use PATCHS to access GP services.

Information on how your personal data will be processed and protected is set out in the [Patient End User Licence Agreement](#).

Please tick the appropriate boxes below to signify your consent:

I confirm that I have read, understand and agree to the terms of the Patient End User Licence Agreement (Required)

I confirm that I am 16 years of age or older (Required)

Continue

Copyright Spectra Analytics 2022
[Privacy](#)

8This will take you to the **Personal Details** page where you can enter your details.

Click on the 2 boxes at the bottom of the form to confirm your personal details & that you are over 16 years of age.
button

patches Home Patients GP Practices Research & Development Login

Middlewood Partnership

Create an account to contact your GP online

Personal Details

[Why are we asking for this information?](#)

First name*

Middle name

Last name*

Date of Birth

Day* Month* Year*

Select: ▼ Select: ▼ Select: ▼

Gender*

Female Male Prefer not to say

Ethnicity*

Select: ▼

Contact Details

[Why are we asking for this information?](#)

Email address*

The email field is required

Confirm email address*

Mobile phone*

Other phone*

Street address*

Town*

Postcode*

Password

Password*

Confirm password*

The password must:

- ✔ Be between 8 and 24 characters long
- ✔ Include at least one lowercase letter
- ✔ Include at least one uppercase letter
- ✔ Include at least one number

I confirm that the personal details given in this form are true, complete and accurate*

I confirm that I am or the person I am using this service for is a patient registered at Middlewood Partnership*

Create an account

Copyright Spectra
[Privacy](#)

You need to have one email per person – do not share emails. You can link another person/children you care for to your account

Where it says **Other phone** – add your home phone number if you have one

You can use the same password you used for askmyGP if you like

The **Create an account** button will validate all mandatory information before submitting your registration request. Any problems with your registration details will be highlighted for correction.
Please note you must be aged over 16 to register to use PATCHS.

Click on the 2 boxes at the bottom of the form to confirm your personal details & that you are over 16 years of age.

Then press the blue **Create an account** button

9. Following successful validation and submission, you will be taken to the **Registration Acknowledgement** page.



Thank you for creating an account for PATCHS

We have sent you an email.

The email has a link in it you need to click to verify your email address and complete your account setup. The link lasts for **24 hours** only.

If you don't see the email please **check your junk mail folder**.

If you need another verification email to complete your account setup, please request a new one using the [verification link email request form](#).

10. You will now receive an email from PATCHS that contains a **'registration completion' link**. (If you don't receive the email within 5 minutes please check your Junk email folder. If it's not there, please try to register again and check your email address is correct).

11. Open the email and click on the blue underlined text to confirm your email address



Sue Wall

Welcome to PATCHS - Middlewood Partnership

1 message

PATCHS <no-reply@patches.ai>
To: suej.wallis@gmail.com

Wed, Nov 30, 2022 at 5:56 PM



Welcome to PATCHS

Hello Mary

Please click on the link below to verify your email address and complete your account setup for PATCHS at Middlewood Partnership. The link lasts for **24 hours** only.

<https://patches.ai/validate/eyJlbWFpbCI6InN1ZWoud2FsbGlzQGdtYWlsLmNvbSJ9.Y4eZXg.z6DfQMmiYHN93Zy6w1-5eReq3Rs>

If you need another verification link to complete your account setup please enter your email address in the [verification link request form](#) to be sent a new one.

Kind regards,

Middlewood Partnership

Do not reply to this email - responses are not monitored.

Need help using PATCHS? Please visit the [help centre](#) for instructions and frequently asked questions. Please don't contact your GP practice for help using PATCHS.

patches.ai

12. Your registration is now complete and you will be taken back to PATCHS where you will be asked if you want to make a request.